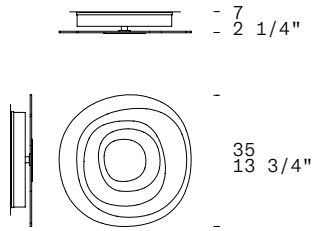


**BETA SMALL P-PL - INDOOR**



Paolo Franzin, 2010



Discover more


REPLACEABLE LED

TECHNICAL SHEET

MATERIALS	Diffuser: Glass Structure: Satin Steel
DIMENSIONS	[Ø13 3/4" H2 3/4"] Ø35cm H5,5cm
LIGHT SOURCE	LED 1 X 20W 1600 lm (nominal) 3000K CRI≥90
DIMMING PROTOCOL	Phase cut
MARKING	 
NET WEIGHT	4,4 lbs

North America

**LEUCOS**



DIMMING PROTOCOL	Phase cut			
FINISH (DIFFUSER + STRUCTURE)	SOURCE	CODE	QTY	TYPE
Glass + Satin Steel	LED 3000K	0012246		

PROJECT NAME	
SPECIFIER NAME	

We reserve the right to change our product specifications.  
Please visit [www.leucos.com](http://www.leucos.com) for the latest product information